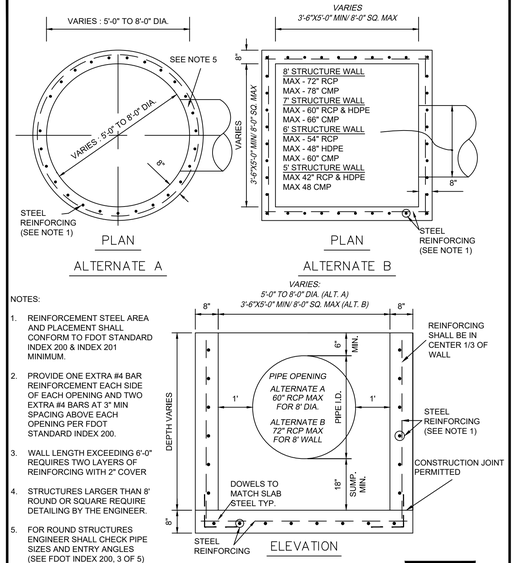

NOTES:

1. REINFORCEMENT STEEL AREA AND PLACEMENT SHALL CONFORM TO FDOT STANDARD INDEX 200 & INDEX 201 MINIMUM.
2. PROVIDE ONE EXTRA #4 BAR REINFORCEMENT EACH SIDE OF EACH OPENING AND TWO EXTRA #4 BARS AT 3" MIN SPACING ABOVE EACH OPENING PER FDOT STANDARD INDEX 200.
3. WALL LENGTH EXCEEDING 6'-0" REQUIRES TWO LAYERS OF REINFORCING WITH 2" COVER
4. STRUCTURES LARGER THAN 8' ROUND OR SQUARE REQUIRE DETAILING BY THE ENGINEER.
5. FOR ROUND STRUCTURES ENGINEER SHALL CHECK PIPE SIZES AND ENTRY ANGLES (SEE FDOT INDEX 200, 3 OF 5)

TYPE "J" - MANHOLE & INLET STRUCTURE BOTTOM

NOT TO SCALE

K-H

NOTE:
MANHOLE OPENING MAY BE ECCENTRIC AS REQUIRED.

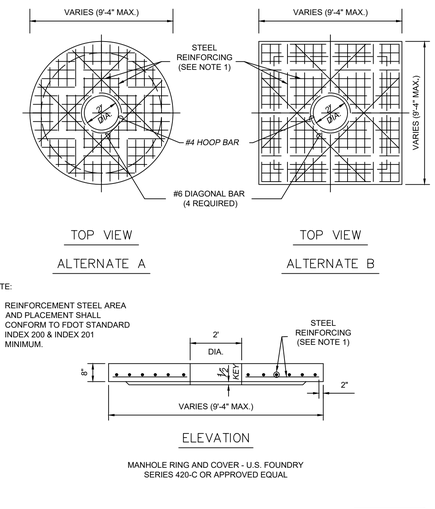

NOTE:

1. REINFORCEMENT STEEL AREA AND PLACEMENT SHALL CONFORM TO FDOT STANDARD INDEX 200 & INDEX 201 MINIMUM.

MANHOLE RING AND COVER - U.S. FOUNDRY SERIES 420-C OR APPROVED EQUAL

TYPE "J" - MANHOLE TOP SLAB

NOT TO SCALE

K-H

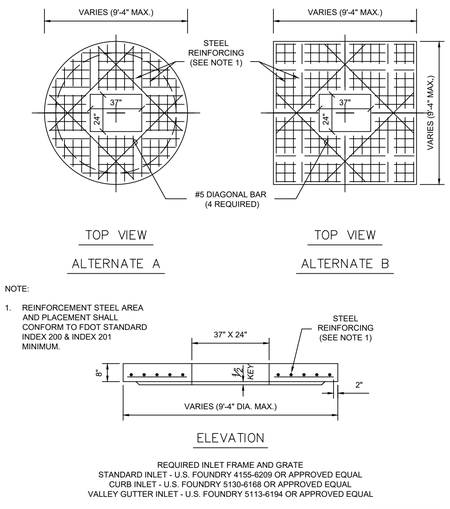

NOTE:

1. REINFORCEMENT STEEL AREA AND PLACEMENT SHALL CONFORM TO FDOT STANDARD INDEX 200 & INDEX 201 MINIMUM.

REQUIRED INLET FRAME AND GRATE
STANDARD INLET - U.S. FOUNDRY 4155-6209 OR APPROVED EQUAL
CURB INLET - U.S. FOUNDRY 5130-6168 OR APPROVED EQUAL
VALLEY GUTTER INLET - U.S. FOUNDRY 5113-6194 OR APPROVED EQUAL

TYPE "J" - INLET TOP SLAB

NOT TO SCALE

K-H

NOTE:
MANHOLE OPENING MAY BE ECCENTRIC AS REQUIRED.

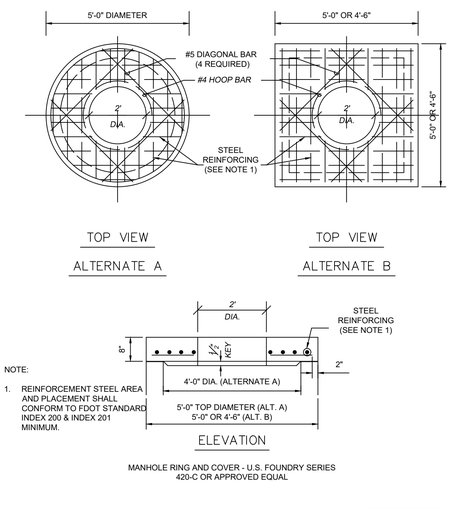

NOTE:

1. REINFORCEMENT STEEL AREA AND PLACEMENT SHALL CONFORM TO FDOT STANDARD INDEX 200 & INDEX 201 MINIMUM.

MANHOLE RING AND COVER - U.S. FOUNDRY SERIES 420-C OR APPROVED EQUAL

TYPE "P" - MANHOLE TOP SLAB

NOT TO SCALE

K-H

DRC

PZ25-12000028

10/15/2025

No.	REVISIONS	DATE	BY

Kimley»Horn

© 2025 KIMLEY-HORN AND ASSOCIATES, INC.
8201 PETERS ROAD, SUITE 2200, PLANTATION, FL 33324
PHONE: 954-535-5100 FAX: 954-739-2247
WWW.KIMLEY-HORN.COM REGISTRY No. 35106

Giovanni V Fernandez

Digitally signed by Giovanni V Fernandez
DN: cn=Giovanni V Fernandez, o=Kimley-Horn and Associates, Inc., ou=Kimley-Horn and Associates, Inc., email=giovanni.fernandez@kimley-horn.com, c=US
Location: Miami-Dade, FL
Reason: I am the author of this document
Date: 2025.09.09 09:40:00 -04'00'

DATE:

KHA PROJECT 043175014
DATE 9/4/2025
SCALE AS SHOWN
DESIGNED BY GVF
DRAWN BY EA
CHECKED BY GVF

PAVING GRADING & DRAINAGE DETAILS

MODERA POMPANO BEACH
PREPARED FOR
MCRT INVESTMENTS LLC
POMPANO BEACH FLORIDA

SHEET NUMBER
C-307

Plotted By:Abdiel.Emmanuel Sheet Set:MILLCREEKPROJ\POMPANO Layout:C-307 PAVING GRADING & DRAINAGE DETAILS Date/Time:Wed, 09 2025 09:38:11pm J:\FTL\C\085045 085045317\014 Mill Creek Pompano\Design\CADD\Plans\Sheets\GP\C0-DETL.dwg
This document, together with the concepts and designs presented herein, as an instrument of service, is intended only for the specific purpose and client for which it was prepared. Reuse of and improper reliance on this document without written authorization and adaptation by Kimley-Horn and Associates, Inc. shall be without liability to Kimley-Horn and Associates, Inc.